



TECHNICAL SPECIFICATION SHEET

Range

Lustre

Design

Plain Weave

Composition $\pm 3\%$ per compound

100% Polyester

Useable Fabric Width (cm)

138

Martindale (rubs)

>50,000

Seam (mm)

Warp	$\leq 4\text{mm}$	Weft	$\leq 4\text{mm}$
------	-------------------	------	-------------------

Tensile (N)

Warp	$\geq 1500\text{N}$	Weft	$\geq 1000\text{N}$
------	---------------------	------	---------------------

Tear (N)

Warp	$> 150\text{N}$	Weft	$> 120\text{N}$
------	-----------------	------	-----------------

Pilling Grade

@2000 rubs	4-5	@5000 rubs	4-5
------------	-----	------------	-----

Bursting (kPa)

N/A

Weight (gsm) $\pm 5\%$






570

FR Weight (gsm) $\pm 5\%$

UK	670	SIAN	720
----	-----	------	-----

Care Instructions

Professional dry clean in situ only

    
--

